

CONTAIN-IT Plus

For your double protection +

Double containment system
for industrial applications



The system

One solution protects you twice

The reliable, corrosion-resistant double containment system for highly diverse industrial applications protects your environment.

We are dedicated to designing, manufacturing and marketing products insuring greatest possible safety for your employees, whenever environmentally hazardous media need to be conveyed. Customers rely on our 30+ years experience in double containment, our state-of-the-art production technology and our global presence with a worldwide service and training offering. GF Piping Systems introduced the CONTAIN-IT Plus plastic piping system, which offers increased safety to eliminate the accident risk and takes account of the more and more restrictive legal requirements. In this way we can optimize environmental protection in this area. CONTAIN-IT Plus warrants a maximum protection, reliability and performance. It is the ideal and future-oriented choice to minimize personal and environmental risks for any challenging application on the industrial field.



All you need from one source

CONTAIN-IT Plus is ideally adapted to your needs.

We offer more than reliable and innovative products to our customers. We also supply tailor-made solutions from one source. With a comprehensive system solution, GF Piping Systems provides the right fit and quality for many industrial applications and projects worldwide. The variety of pipes, fittings, valves as well as jointing technologies in the CONTAIN-IT Plus portfolio is as diverse as our customers and their individual challenges.

+ Individuality - from the planning stage



Pipes



Fittings



Valves

Chemical resistance

Our Specialists offer individual support and advice in selecting the right material for the corresponding requirements of chemical resistance.

Static of evidence calculation

While planning containment piping systems the material characteristics must be considered in conjunction with work-related and external effects. Such influencing factors can lead to mechanical, thermal and chemical stress. These stresses and consequences must be calculated.



+ Main benefits

Complete system range

- Simple design for fast and easy assembly
- Available in a number of plastics (PP, PE, PVDF, PVC-U, PVC-C)
- Includes range of valves and automation
- Worldwide service: Customizing, machine rental pool, training and sales support

Total plastic solution

- Corrosion-free
- UV and weather resistant
- Good chemical resistance (choice of material)
- Good temperature resistance
- Smooth internal surface
- Low weight and easy handling

Job safety

- Personnel and environment protection
- Suitable for visual inspection and identification
- Adaptable leak detection system
- System lifetime warranty*

to installation



Leak detection



Jointing technology



Customizing and training

Technical documentation

Our extensive know-how is fully documented in detail in our technical manuals, planning fundamentals and application guides.

Training courses and on-site trainings

Offering a wide range of training courses we provide participants an excellent opportunity to gain confidence in working with our products and proven jointing technologies.

Technical support

Technical support such as material selection is a key factor for the successful installation. A team of experts is available for individual support all around the world.

CAD library

The freely available database comprises over 30 000 drawings as well as technical data for our customers. Diverse formats are available.

Online and mobile calculation tools

Our numerous online and mobile calculation tools, available in many different languages, support our customers in configuring and commissioning our products.

Customizing


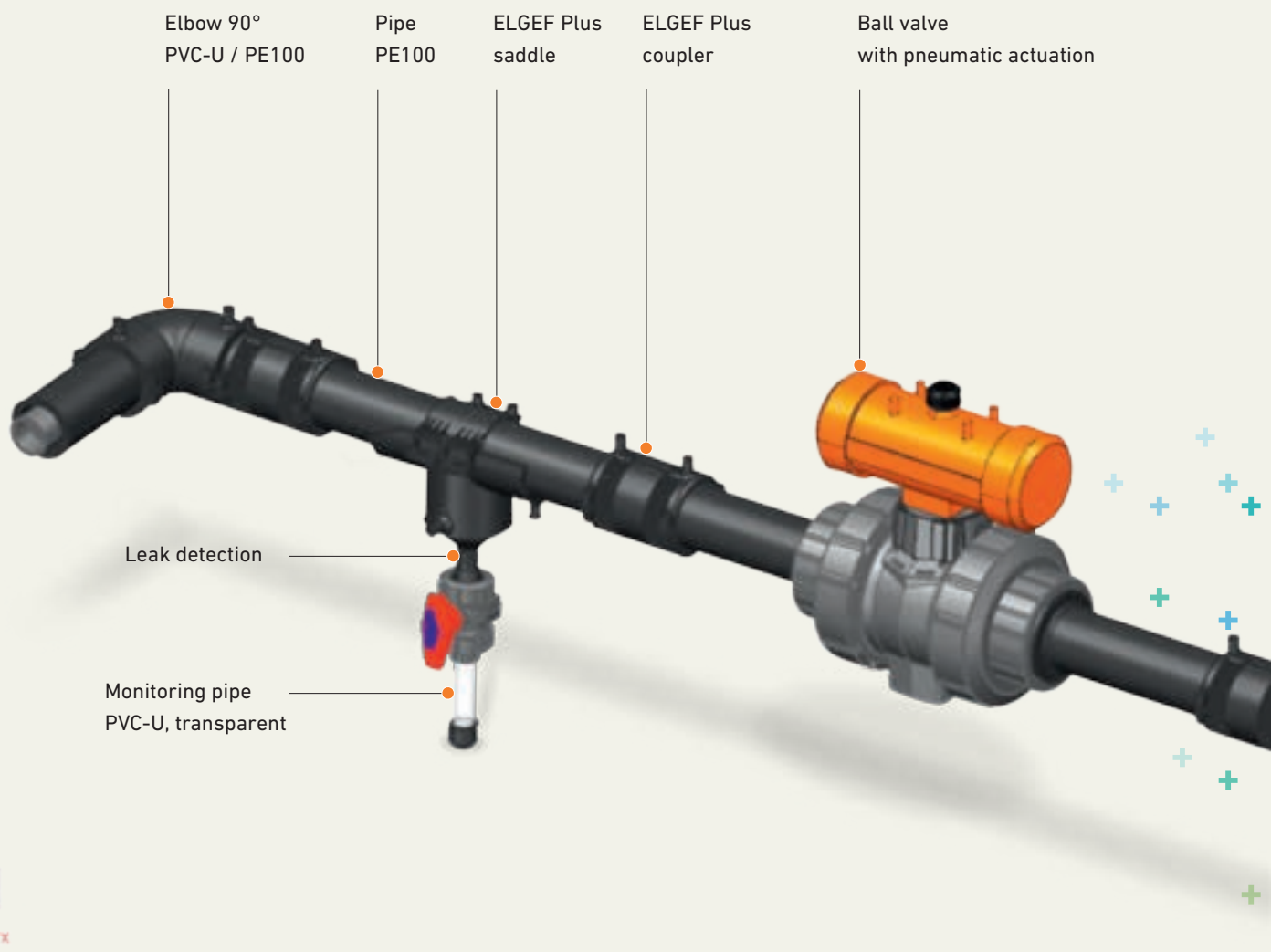
The focus of our worldwide located customizing teams is manufacturing individual parts for special systems. Standardized processes guarantee the highest level of quality.

*Detailed information regarding the warranty can be found under: www.gfps.com - Planning Fundamentals

The technique

For highest demands

CONTAIN-IT Plus piping systems are used to minimize risk to people, environment and equipment. Regulations already in effect or governmental ordinances can dictate double containment systems. GF Piping Systems warrants excellent performance in the conveyance of corrosive liquids or hazardous media in various applications.





+ Innovative double containment solution

Unique jointing method

CONTAIN-IT Plus is based on the principle of the so-called initial jointing of the inner pipe. With this technology, the inner and outer pipes can be installed separately. This permits laying a double containment pipeline analogous to a single pipeline. The DVS guidelines (German Welding Society) which stipulate visual inspection of each joint are observed strictly.

Take „last joint“ easy

The so-called “last joint”, which occur with every change of direction in other systems and which usually have to be done blind, do not exist with this method. After jointing the inner pipe, there is a 30 mm gap between the ends of the outer pipe. This gap serves to test the inner pipe according to DVS guidelines.

Proven installation quality

After the pressure test is successfully completed for the inner pipe, this gap will be closed with a snap ring. Finally, an ELGEF Plus coupler or a EPDM coupler is placed over the ring and the pipe ends, and then fused or screwed down.

System range

More than a system

With a constant focus on maximum reliability and safety, the CONTAIN-IT Plus system assures a sustained high level of product quality and outstanding performance in all applications. The clearly defined development and manufacturing processes of our worldwide specified systems are carried out on the basis of all relevant standards and specifications. They are regularly audited and evaluated to achieve continuous improvement. Certified processes as well as product approvals are part of the active and sustainable quality management system of GF Piping Systems and make us a reliable partner. Therefore, with our CONTAIN-IT Plus system range, customers can be assured that their needs are covered and comply with necessary standards.

CONTAIN-IT Plus system range

Material (inner/outer)	Products	PN (inner/outer)	*d _o d _i	50	50	63	75	90	110	125	140	160	180	200	225	280	315
				20	25	32	40	50	63	75	90	110	125	140	160	200	225
PP-H / PE100	Socket fusion fittings	10 16															
		10 10															
	Butt- / IR-fusion fittings	10 16															
		10 10															
	Ball valve	10 6															
	Diaphragm valve	10 6															
PE100 / PE100	Mechanical joint	10 6															
	Butt- / IR-fusion fittings	16 16															
		16 10															
	Ball valve (Body: PVC-U)	16 6															
	Ball valve (Body: PP-H)	10 6															
	Mechanical joint	10 6															
PE80 / PE100	Socket fusion fittings	10 16															
		10 10															
	Ball valve (Body: PVC-U, PP-H)	10 6															
	Mechanical joint	10 6															
PVDF / PE100	Socket fusion fittings	16 16															
		16 10															
	Butt- / IR-fusion fittings	16 16															
		16 10															
	Ball valve	10 10															
	Ball valve	16 6															
	Diaphragm valve	10 6															
PVC-U / PE100	Mechanical joint	16 6															
	Cemented Socket fittings	16 16															
		16 10															
	Ball valve	10 10															
	Ball valve	16 6															
	Diaphragm valve	10 6															
PVC-C / PE100	Mechanical joint	16 6															
	Cemented Socket fittings	16 16															
		16 10															
	Ball valve	16 6															
	Diaphragm valve	10 6															
Leak detection		16 6															

*d_o: dimension of the outer pipe
d_i: dimension of the inner pipe

For your operational safety

Our special teams offer individual support and advice in selecting the right material of inner pipe for the corresponding requirements.



Professional material technology

Chemical resistance at 20 °C

(Applications can be very dependent on the concentration)

Media	Chemikalien	Partially crystalline thermoplastics			Amorphous thermoplastics		Stainless Steel	
		PE	PP	PVDF	PVC-U	PVC-C	1.4401 316	1.4301 304
Oxidizing Acids (HNO ₃ , H ₂ CrO ₄ , H ₂ SO ₄ , etc.)	HNO ₃ ≤ 25 %	o	o	+	+	+	o	o
	25 % ≤ HNO ₃ ≤ 65 %	o	-	+	o	+	o	o
	H ₂ CrO ₄ aqueous solution	o	o	+	o	o	o	o
	H ₂ SO ₄ ≤ 70 %	+	+	+	+	+	-	-
	70 % ≤ H ₂ SO ₄ ≤ 96 %	-	-	+	+	+	-	-
Non Oxidizing Acids (HCl, HF, etc.)	HCl ≤ 30 %	+	+	+	+	+	o	-
	HF ≤ 40 %	+	+	+	+	-	o	-
	40 % ≤ HF ≤ 75 %	+	+	+	-	-	-	-
Organic (formic acid, acetic acid, citric acid, etc.)	HCOOH ≤ 25 %	+	+	+	+	+	o	-
	25 % ≤ HCOOH ≤ tech. pure	+	+	+	+	-	o	-
	CH ₃ COOH ≤ 50 %	+	+	+	+	+	o	-
	50 % ≤ CH ₃ COOH ≤ tech. pure	+	+	+	o	-	o	-
	C ₃ H ₄ OH (COOH) ₃	+	+	+	+	+	o	-
Bases	Inorganic (NaOH, KOH, etc.)	+	+	-	+	o	+	+
	Organic (amine, imidazole, etc.)	+	+	-	o	-	o	o
Salts	NaCl, FeCl ₂ , FeCl ₃ , CaCl ₂ , etc.	+	+	+	+	+	o	o
Halogens	Chlorine, bromine, iodine, (no fluorine)	-	-	o	o	o	o	-
Fuels / Oils	Aliphatic hydrocarbons	o	o	+	+	o	+	+
	Aromatic hydrocarbons	-	-	+	-	-	+	+
	Chlorinated hydrocarbons	-	-	o	-	-	o	o
Solvents	Ketones	+	+	o	-	-	+	+
	Alcohols	+	+	+	o	-	+	+
	Esters	o	o	o	-	-	+	+
	Aldehydes	+	+	-	-	-	+	+
Phenols	Phenol, Kresol, etc.	+	+	+	-	-	+	-

+ resistant o conditionally resistant, please consult us - not resistant

Please note: The above list is only intended as a guideline and does not replace an in-depth review of material suitability for the particular application. The information is based on our experience and is state of the art. These data are general indicators only. In practice, however, other factors such as concentration, pressure and jointing technology must also be taken into consideration. The technical data are not binding and are not expressly warranted characteristics of the goods.

Please contact us for help in selecting the right materials.

Proven technologies for your installation

Jointing technology

Socket fusion

The strong, fast and easy solution to produce heavy-duty connections in the workshop or on field.

Butt fusion

The economical connection, especially for bigger diameters. From manual machines to full CNC control versions including traceability function.

IR-Plus (Infrared) fusion

The fast, repeatable and clean welding via non-contact heating. Full traceability of the welding process with user guideline.


Electrofusion

State-of-the-art semiautomatic technology combined with a low weight make the MSA-Plus machines perfect for onsite fusion.


Solvent Cementing

The simple and reliable jointing. No machine is needed, only gap filling Tangit cement and a few simple tools.

Welding machines/tools




Joint cross-section



Material, application and medium are key criteria for selecting the right jointing technology. A diverse range of innovative and intelligent welding solutions enriched with global training and service offerings insure safe connections.

As a pioneer in the field, GF Piping Systems has always been placing a high priority on developing innovative jointing techniques to fulfill specific requirements. Simplicity in application, chemical resistance, thermal stability and long-term weld strength are the key drivers in our jointing technologies. With a global jointing training program, international machine rental and a worldwide network of service centers, our customers benefit from expert know-how and practical experience.

Macro-image



Technical characteristics

The pipe end and socket of the fitting are heated to fusion temperature with contact to a heating bush and a heating spigot.

The fusion areas of the components are heated to fusion temperature with contact to the heating element and joined controlled by pressure.

The fusion areas of the components being heated to fusion temperature without contact to the heating element and joined by controlled distance.

The fusion areas of the pipe and electrofusion fitting overlap and are welded by resistance wires inside the fitting (heating coils) which are heated up by electrical energy.

The solvent cement is applied by a brush on the pipe end and in the socket of the fitting. After softening the surfaces, the pipe is pushed into the socket.



Application Know-how

Sewage treatment plant in Neckarsulm

Treating wastewater in municipal sewage plants involves a chemical precipitation process to remove phosphates from the wastewater. In this process at the sewage plant in Neckarsulm, treatment capacity 200,000 PA, iron (III) chloride and sodium aluminate are used as precipitating agents. The precipitants are metered out and controlled via analyzers in the outlet of the activation tanks. The precipitation reaction therefore takes place on the way to and in the secondary sedimentation basins themselves. The difficult to dissolve metal- phosphorous compounds

(iron and aluminum phosphates) are removed with the surplus sludge from the secondary sedimentation basins and conducted to further process steps.

For this purpose, two new dosing stations with double-walled storage tanks were installed in the Neckarsulm sewage plant. The storage tank filling pipes, the pipelines from the tanks to the dosing station and the pipes to the activation tanks, which are often located underground, were installed with the double containment piping system CONTAIN-IT Plus.



Why double containment?

In hazardous goods designation, iron (III) chloride is categorized as harmful to health and sodium aluminate as caustic. Responsible companies today demand the highest level of safety in their plants, building them according to the requirements of Water Resources Act and Technical Rules for Water. Fluids that leak uncontrollably can harm plant equipment, our environment or people. With the double containment piping system leaks are contained and indicated rapidly and reliably by a leak monitoring device.

Leak detection

Leaks are usually monitored with fluid sensors at the lowest point of the pipeline or in the designated collection tank. The termination fitting, which closes off the monitoring space between the outer and inner pipe is mounted pressure-resistant with a sealing ring, and supports connection with a 1/2" connection thread.

Material and jointing technology

The material PE100 was used for the inner and the outer piping. The PE inner pipe is joined with socket fusion (heating element mandrel) and the containment pipe with electro-socket fusion from our ELGEF Plus program. Both jointing technologies are standard connections made with

conventional fusion machines. The separate jointing of inner and outer pipe allows performing a leak test on the media-conveying pipe prior to closing the outer pipe. The fusion joints can be checked as they are made. The double containment piping system is therefore constructed similarly to a single pipe system.

+ Benefits at a glance

- Instant leak detection
- Legal compliance
- Optimal protection of people, equipment and our environment
- Production safety
- Minimize risk



Sewage treatment plant in Neckarsulm
Germany



Worldwide at home

Our sales companies and representatives ensure local customer support in over 100 countries.

www.gfps.com

Argentina / Southern South America

Georg Fischer Central Plastics
Sudamérica S.R.L.
Buenos Aires, Argentina
Phone +54 11 4512 02 90
gfcentral.ps.ar@georgfischer.com
www.gfps.com/ar

Australia

George Fischer Pty Ltd
Riverwood NSW 2210 Australia
Phone +61 (0) 2 9502 8000
australia.ps@georgfischer.com
www.gfps.com/au

Austria

Georg Fischer
Rohrleitungssysteme GmbH
3130 Herzogenburg
Phone +43 (0) 2782 856 43-0
austria.ps@georgfischer.com
www.gfps.com/at

Belgium / Luxembourg

Georg Fischer NV/SA
1070 Bruxelles/Brüssel
Phone +32 (0) 2 556 40 20
be.ps@georgfischer.com
www.gfps.com/be

Brazil

Georg Fischer Sist. de Tub. Ltda.
04795-100 São Paulo
Phone +55 (0) 11 5525 1311
br.ps@georgfischer.com
www.gfps.com/br

Canada

Georg Fischer Piping Systems Ltd
Mississauga, ON L5T 2B2
Phone +1 (905) 670 8005
Fax +1 (905) 670 8513
ca.ps@georgfischer.com
www.gfps.com/ca

China

Georg Fischer Piping Systems Ltd
Shanghai 201319
Phone +86 21 3899 3899
china.ps@georgfischer.com
www.gfps.com/cn

Denmark / Iceland

Georg Fischer A/S
2630 Taastrup
Phone +45 (0) 70 22 19 75
info.dk.ps@georgfischer.com
www.gfps.com/dk

Finland

Georg Fischer AB
01510 VANTAA
Phone +358 (0) 9 586 58 25
Fax +358 (0) 9 586 58 29
info.fi.ps@georgfischer.com
www.gfps.com/fi

France

Georg Fischer SAS
95932 Roissy Charles de Gaulle Cedex
Phone +33 (0) 1 41 84 68 84
fr.ps@georgfischer.com
www.gfps.com/fr

Germany

Georg Fischer GmbH
73095 Albershausen
Phone +49 (0) 7161 302-0
info.de.ps@georgfischer.com
www.gfps.com/de

India

Georg Fischer Piping Systems Ltd
400 076 Mumbai
Phone +91 224007 2001
branchoffice@georgfischer.com
www.gfps.com/in

Indonesia

George Fischer Pte Ltd –
Representative Office
Phone +62 21 2900 8564
Fax +62 21 2900 8566
sgp.ps@georgfischer.com
www.gfps.com/sg

Italy

Georg Fischer S.p.A.
20063 Cernusco S/N (MI)
Phone +39 02 921 861
it.ps@georgfischer.com
www.gfps.com/it

Japan

Georg Fischer Ltd
556-0011 Osaka,
Phone +81 (0) 6 6635 2691
jp.ps@georgfischer.com
www.gfps.com/jp

Korea

GF Piping Systems
Georg Fischer Korea Co., Ltd.
Unit 2501, U-Tower
120 HeungdeokJungang-ro (Yeongdeok-dong)
Giheung-gu, Yongin-si, Gyeonggi-do, Korea
Phone: +82 31 8017 1450
Fax: +82 31 217 1454
kor.ps@georgfischer.com
www.gfps.com/kr

Malaysia

George Fischer (M) Sdn. Bhd.
40460 Shah Alam, Selangor Darul Ehsan
Phone +60 (0) 3 5122 5585
Fax +603 5122 5575
my.ps@georgfischer.com
www.gfps.com/my

Mexico / Northern Latin America

Georg Fischer S.A. de C.V.
Apodaca, Nuevo Leon
CP66636 Mexico
Phone +52 (81) 1340 8586
Fax +52 (81) 1522 8906
mx.ps@georgfischer.com
www.gfps.com/mx

Middle East

Georg Fischer
Piping Systems (Switzerland) Ltd
Dubai, United Arab Emirates
Phone +971 4 289 49 60
gcc.ps@georgfischer.com
www.gfps.com/int

Netherlands

Georg Fischer N.V.
8161 PA Epe
Phone +31 (0) 578 678 222
nl.ps@georgfischer.com
www.gfps.com/nl

Norway

Georg Fischer AS
1351 Rud
Phone +47 67 18 29 00
no.ps@georgfischer.com
www.gfps.com/no

Philippines

George Fischer Pte Ltd
Representative Office
Phone +632 571 2365
Fax +632 571 2368
sgp.ps@georgfischer.com
www.gfps.com/sg

Poland

Georg Fischer Sp. z o.o.
05-090 Sekocin Nowy
Phone +48 (0) 22 31 31 0 50
poland.ps@georgfischer.com
www.gfps.com/pl

Romania

Georg Fischer
Piping Systems (Switzerland) Ltd
020257 Bucharest - Sector 2
Phone +40 (0) 21 230 53 80
ro.ps@georgfischer.com
www.gfps.com/int

Russia

Georg Fischer
Piping Systems (Switzerland) Ltd
Moscow 125047
Phone +7 495 258 60 80
ru.ps@georgfischer.com
www.gfps.com/ru

Singapore

George Fischer Pte Ltd
11 Tampines Street 92, #04-01/07
528 872 Singapore
Phone +65 6747 0611
Fax +65 6747 0577
sgp.ps@georgfischer.com
www.gfps.com/sg

Spain / Portugal

Georg Fischer S.A.
28046 Madrid
Phone +34 (0) 91 781 98 90
es.ps@georgfischer.com
www.gfps.com/es

Sweden

Georg Fischer AB
117 43 Stockholm
Phone +46 (0) 8 506 775 00
info.se.ps@georgfischer.com
www.gfps.com/se

Switzerland

Georg Fischer
Rohrleitungssysteme (Schweiz) AG
8201 Schaffhausen
Phone +41 (0) 52 631 30 26
ch.ps@georgfischer.com
www.gfps.com/ch

Taiwan

Georg Fischer Co., Ltd
San Chung Dist., New Taipei City
Phone +886 2 8512 2822
Fax +886 2 8512 2823
www.gfps.com/tw

United Kingdom / Ireland

Georg Fischer Sales Limited
Coventry, CV2 2ST
Phone +44 (0) 2476 535 535
uk.ps@georgfischer.com
www.gfps.com/uk

USA / Caribbean

Georg Fischer LLC
9271 Jeronimo Road
92618 Irvine, CA
Phone +1 714 731 88 00
Fax +1 714 731 62 01
us.ps@georgfischer.com
www.gfps.com/us

Vietnam

George Fischer Pte Ltd
Representative Office
136E Tran Vu, Ba Dinh District, Hanoi
Phone +84 4 3715 3290
Fax +84 4 3715 3285
sgp.ps@georgfischer.com
www.gfps.com/sg

International

Georg Fischer
Piping Systems (Switzerland) Ltd
8201 Schaffhausen/Switzerland
Phone +41 (0) 52 631 30 03
Fax +41 (0) 52 631 28 93
info.export@georgfischer.com
www.gfps.com/int

The technical data are not binding. They neither constitute expressly warranted characteristics nor guaranteed properties nor a guaranteed durability. They are subject to modification. Our General Terms of Sale apply.